

# How to make your vote count in the Torres Strait Regional Authority elections

You will receive one ballot paper for your ward. Take your time to complete the ballot paper and write clearly.

## For your vote to count you must fill in your ballot paper correctly

1. write the number '1' in the box next to the candidate you would most like to represent you (the candidate who is your first choice)
2. then, if you wish, you may show your order of choice for some or all of the remaining candidates by writing the numbers 2, 3 and so on.

## Things to remember when voting

- use numbers only – no ticks or crosses
- don't use any numbers more than once
- don't write anything on the ballot paper that identifies you

## What if I make a mistake?

Don't worry, bring your ballot paper back to the polling official for another one and start again.

## Help for voters

If you cannot read, or have a disability, and are unable to vote without assistance, you can ask for help. This is what you should do.

## At the polling booth or pre-poll voting centre

You can choose someone to go with you and complete the Voter Card or Pre-Poll Voter Card and fill out the ballot paper for you. No one else is allowed to watch. You must first advise the polling official in charge that the other person is going to help you.

If you have not chosen someone to help you, the polling official in charge can help you in the presence of any scrutineers.



## Postal voter

You can either ask someone to help you fill in the Postal Voter Card and the ballot paper in front of the witness (the witness should not see how the person marks the ballot paper), or the witness can help you. You must still sign the Postal Voter Card yourself.

For more information on the Torres Strait Regional Authority elections, visit [www.aec.gov.au/tsra](http://www.aec.gov.au/tsra) or call **07 3834 3431**.

## See also


- Election Timetable
- Election Guide

 Torres Strait Regional Authority Election  
Ballot Paper Sample 



**TSRA Ward of (Sample ballot paper)**

Write the number 1 in the box next to the candidate of your first choice. Then, if you wish, you may show your order of choice for any other candidates by using the numbers 2, 3, and so on.

CANDIDATE A  
 CANDIDATE B  
 CANDIDATE C  
 CANDIDATE D  
 CANDIDATE E

 **FORMAL**


TSRA 12A - SAMPLE

 Torres Strait Regional Authority Election  
Ballot Paper Sample 



**TSRA Ward of (Sample ballot paper)**

Write the number 1 in the box next to the candidate of your first choice. Then, if you wish, you may show your order of choice for any other candidates by using the numbers 2, 3, and so on.

CANDIDATE A  
 CANDIDATE B  
 CANDIDATE C  
 CANDIDATE D  
 CANDIDATE E

 **FORMAL**


TSRA 12A - SAMPLE

 Torres Strait Regional Authority Election  
Ballot Paper Sample 



**TSRA Ward of (Sample ballot paper)**

Write the number 1 in the box next to the candidate of your first choice. Then, if you wish, you may show your order of choice for any other candidates by using the numbers 2, 3, and so on.

CANDIDATE A  
 CANDIDATE B  
 CANDIDATE C  
 CANDIDATE D  
 CANDIDATE E

 **INFORMAL**


TSRA 12A - SAMPLE

 Torres Strait Regional Authority Election  
Ballot Paper Sample 

**TSRA Ward of (Sample ballot paper)**

Write the number 1 in the box next to the candidate of your first choice. Then, if you wish, you may show your order of choice for any other candidates by using the numbers 2, 3, and so on.

CANDIDATE A  
 CANDIDATE B  
 CANDIDATE C  
 CANDIDATE D  
 CANDIDATE E

 **INFORMAL**

TSRA 12A - SAMPLE